

# American Sewing Guild

Albuquerque Chapter of the American Sewing Guild

Advancing Sewing as an Art and Life Skill

## Biased Opinions

November/December 2010

Volume 17 Issue 5

### Notes from our Co-Presidents

Hi Ladies,

Summer has come and gone. The State Fair was fabulous and there were many wonderful garments to view. The entries of the winners were extraordinary and were shown again at our October meeting. What awesome talent we have in our Guild.

Fall is a time to regroup from summer's frantic pace and gather together our projects and prioritize them. We have Thanksgiving and Christmas projects for adorning our homes and giving as gifts. How to get them all done!! Being organized helps greatly (she says!). We try to get our Halloween and Thanksgiving projects done as early as possible so that we can concentrate on Christmas.

What a glorious season to showcase our skills in sewing for Christmas. There are many things we can make. Dishtowels come to mind and we can use our embroidery machines or do some marvelous hand embroidery. These are what we call a useful gift and can be used until they just wear out. Pot holders are nice and can be used as table runners and can be embellished with fancy stitching, quilted or embroidered and are useful, too.

Clothing is a wonderful gift. It affords us an opportunity to use our creative skills (imagination) and make something truly unique. These projects also let us go into our stash and use some of the fabulous fabrics we have collected!! What an idea. Because then we can buy more with the money we get for Christmas.

A very special gift from our chapter will be stockings for the children at the Christina Kent Early Childhood Center. Please add to the joy of the season by selecting a kit and sewing a stocking or two.

Hope you all have a wonderful holiday season. Be sure to come to our Christmas party. It will be different this year. Happy Holidays!

*Becky Arnold, Co-President*

*Donna Jo Finley, Co-President*

## General and Chapter Advisory Board (CAB) Meetings

**General meetings** are held on the **2<sup>nd</sup> Thursday** of each month at 6:30 PM at the Asbury Methodist Church, 10000 Candelaria between Juan Tabo and Eubank. Guests are welcome to attend.

**Chapter Advisory Board** meetings are held on the **1<sup>st</sup> Thursday** of each month at 6:30 PM. The meetings will be held at the Asbury Methodist Church. All members are welcome to attend. Contact either of our co-presidents if you have an item you wish to have discussed at the CAB meetings.

## CAB Members

### Co-Presidents

Donna Jo Finley . . . . . 873-2815 (donnajofinley@comcast.net)  
Becky Arnold . . . . . 281-5542 (natfibers@gmail.com)

### 1<sup>st</sup> Vice President

Melisa Hart . . . . . 345-9229 (Melisa.hart@gmail.com)

### 2<sup>nd</sup> Vice President

Kara Nevin . . . . . 823-2887 (knevin05@yahoo.com)

### Secretary

Jane Casey . . . . . 884-7844 (janecasey@juno.com)

### Treasurer

Karen Mann . . . . . 296-4784 (KMann33@hotmail.com)

### Special Events

Donna Jo Finley

### Web Master

Heather Briggs . . . . . 271-1352 (candhbriggs@comcast.net)

### Retail Liaison

Rene Hollis . . . . . 271-4793 (sewrenee@gmail.com)

### Library

Leslie Sullivan . . . . . 417-2481 (leslie\_sullivan@yahoo.com)

### Member-at-Large and 50-50

Pat Lauffenburger . . . . . 884-8226 (Lauffenburger@comcast.net)

### E-Mail Coordinator

Ann Powell . . . . . 232-7878 (apowell575@yahoo.com)

### Community Service

Jane Casey

### Education and Programs

Donna Finley and Becky Arnold

### Fiber Arts Liaison

Melisa Hart

### Membership/Hospitality

Ruth Porter . . . . . 281-1909 (sozalotquilter@hotmail.com)

Marla Davis . . . . . 286-8839 (abq\_bears@juno.com)

### Photography

Kristy Fink . . . . . 286-1858 (kristyfink@msn.com)

### Sunshine

Ginny Cavalluzzo . . . . . 293-2885 (ginnyac@comcast.net)

### Neighborhood Groups

Melisa Hart

### Ad Hoc

Glenda Lee . . . . . 291-0695 (cslee1504@comcast.net)

Cathy Redwood . . . . . 271-0349 (geocat87@juno.com)

### Newsletter

Ginny Cavalluzzo . . . . . 293-2885 ([ginnyac@comcast.net](mailto:ginnyac@comcast.net))

Ruth May . . . . . 298-4875 (rwmay2000@yahoo.com)

## Calendar of Events

### December 9<sup>th</sup> meeting at 6:30 PM


This will be **party time** and a chance to **celebrate our friendships** and kick off the holiday festivities. Donna Jo and Becky have planned a few surprises for our enjoyment. So, be sure to come.

Each year the Albuquerque Chapter of the ASG honors one of its members who has made a difference in our chapter. The membership was invited to nominate a member who was thought to have contributed the most during the past year. The presentation of the Albuquerque Chapter **Member of the Year Award** will take place during the December meeting.

**Election of officers, and the announcement of incoming board members** will also be made at the December meeting.

**DO YOU KNOW** when your *Threads* subscription expires? Look at the label on your magazine. The month and the year of expiration will be noted on the label. If the label reads **Mar11** it means that your subscription will end with the March 2011 issue.

The label on my magazine is **Jan12** which indicates my subscription will end in January 2012. If you renew before the date indicated your subscription will be extended according to your request.



## Election and New Board Members

A short business meeting will be conducted at the December meeting to elect our officers and appoint board members for the coming year. The positions and proposed candidates are listed below. You will note that two positions are still open, that of the 2<sup>nd</sup> Vice President and the Retail Liaison. Won't you consider volunteering for one of these positions? Please contact Becky or Donna Jo before the December meeting if you are volunteering for either of these positions.

<b>Elected Positions Candidates</b>	<b>Proposed</b>
President . . . . .	Becky Arnold & Donna Jo Finley
1 <sup>st</sup> Vice President . . . . .	Melisa Hart
2 <sup>nd</sup> Vice President . . . . .	<i>Position Open</i>
Secretary . . . . .	Jane Casey
Treasurer . . . . .	Bernadette Houghton
<b>Appointed positions Candidates</b>	<b>Proposed</b>
Newsletter . . . . .	Ginny Cavalluzzo & Ruth May
Special Events . . . . .	Donna Jo Finley
Web Master . . . . .	Heather Briggs
Retail Liaison . . . . .	<i>Position Open</i>
Library . . . . .	Leslie Sullivan
Member-at-Large & 50-50	Susan Sullivan
E-mail Coordinator . . . . .	Ann Powell
Education Programs . . . . .	B. Arnold & D J Finley
Fiber Arts Liaison . . . . .	Melisa Hart
Membership, Hospitality, Door Prize. . . . .	Marla Davis & Nancy Lovett
Photographer . . . . .	Kristy Fink
Sunshine . . . . .	Ginny Cavalluzzo
Neighborhood Groups . . . . .	Melisa Hart
Community Service . . . . .	Jane Casey
Publicity . . . . .	Nancy Lewis

## ASG Regions Redesigned

At the last ASG national conference, the regions were redesigned. [The Albuquerque Chapter is now in Region 1](#) which includes all chapters in the Mountain and Pacific time zones. [Our regional representative is Carol Filbeck.](#) We extend our congratulations and welcome to Carol.

### [Carol A Filbeck, ASG Regional Representative Region 1](#)

I have been a member of ASG since 2000. I learned about ASG at a Martha Pullen seminar held in San Diego. I really enjoyed attending neighborhood group meetings. It was fun to see what others were creating. Everyone was anxious to share their knowledge and experience.

In 2006, I became President of the San Diego Chapter. I was lucky enough to hold this position for 4 years. I am very grateful to my Regional Rep, Darlene Aniasco, for all her assistance in the early days of my presidency.

Now it's my turn to give back. At the recent ASG conference, I was appointed to the position of Regional Representative for Region 1. Region 1 is all the states that fall in the Mountain and Pacific time zones. My primary responsibility is to be the liaison between the chapters and the Board of Directors. I will be available to assist the chapters in any way that I can. I can be reached at [asgrr1@gmail.com](mailto:asgrr1@gmail.com) or [cafilbeck@asg.org](mailto:cafilbeck@asg.org).

This year National will be developing a Mentor program. As a member of this task force, I am looking forward to working with the Chapter presidents in identifying potential mentors in your group. I will keep you informed as this program develops.

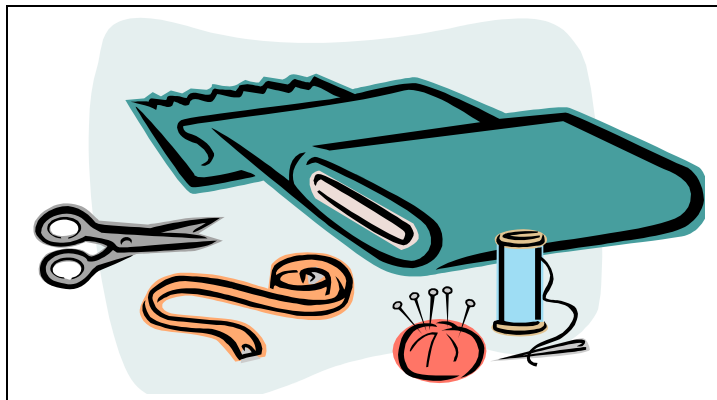
On a personal note, I have been married to my husband, Russ, for 42 years. We have 2 daughters, 6 grandchildren and 1 great granddaughter. I learned sewing in school. I like all types of sewing, especially heirloom techniques...but I am a "newby" quilter.

## UPCOMING EVENTS

The **2011 Albuquerque Fiber Arts Fiesta** is the 8th biennial show dedicated to fiber arts education and to the display of fiber-related artwork. The Fiesta is host to a vendor mall, fashion shows, guild and vendor demos, classes and workshops, educational exhibits and a solo show by featured artist, Arley Berryhill. You can read more about her at the Fiber Art Fiesta website [www.fiberartsfiesta.org](http://www.fiberartsfiesta.org).

With the support of the entire Albuquerque Fiber Arts Council, planning for the 8th Fiesta is well underway and fresh new ideas are brewing! The 2011 Call to Entry Brochure is complete and features 16 different divisions of entry, including a youth division. The deadline is March 1, so if you want to enter something, it's time to start thinking about what you want to make! All entry forms can be found at the Fiber Arts Fiesta website.

Additionally, the Fiber Arts Committee is sponsoring a Giving Tree fundraiser to support the Juvenile Diabetes Research Foundation. We will have a tree covered in 1000 handmade fiber leaves, each leaf will be numbered and members of all participating guilds are asked to produce small handmade items that will be packaged and numbered to correspond with the leaves. People will buy a leaf for \$5 and find the corresponding gift. Half the fun is that people won't know what gift to expect! We are looking for 1000 gifts, so get sewing. A few ideas of small gifts you can make are: scarves, check book covers, greeting cards, brooches, jewelry, bookmarks, coasters and many, many more! Please include your name and guild with each gift. You can bring your completed gifts to the sewing guild meetings and give them to Melisa Hart.



## Neighborhood Groups

**MATERIAL GIRLS SIT AND SEW** meets on the 4th Sunday of each month from 1:00 to 4:00 PM at Ann Silva's Bernina Sewing Center. New members are welcome to join the group to "play." Call Donna Jo at 873-2815 if you have any questions.

**PINE NEEDLES** meets on the **last** Wednesday of each month at 6:00 PM at Los Vecinos Community Center in Tijeras, **except** in **November** and **December** when the meeting is moved to avoid the holidays. Call Claudia Broadwater at 281-8828 for more information.

**RUNNING STITCHES SIT AND SEW** meets on the 1<sup>st</sup>, 3<sup>rd</sup>, and 5<sup>th</sup> Mondays of each month at Abbey Lane Vacuum & Sewing from 10:00 AM – 4:00 PM and on the 2<sup>nd</sup> and 4<sup>th</sup> Tuesday at Providence Church on Encantado east of Tramway. Bring a sack lunch to the meetings. Call Kim Kelbe at 440-8269 if you have any questions.

**TREADLEPUSHERS** meets on the 2<sup>nd</sup> Monday of each month from 10:00 AM–Noon at the member's homes. There are no meetings during July and August. Programs are planned for each month. Some are demonstrations of sewing techniques, some involve a sewing challenge and at least one meeting involves a hands-on sewing project. Contact Kendra Margel at 856-7048 for further information.

## Discounts Galore for ASG Members

Check your most recent issue of **Notions** and the ASG website ([www.asg.org](http://www.asg.org)) for many special discounts. The items available with a discount are amazing! Enjoy.

*Be creative*

*Keep sewing*

*But, most of all enjoy!*

# Meet Our Board Members

In each issue of *Biased Opinions*, we will introduce you to our Board members. We hope you will enjoy getting to know them. (Editors)

## Ruth May, Co-Editor of Biased Opinions

I am a charter member of the Albuquerque Chapter of ASG. I have held several offices including Administrator which was the title of chapter president prior to organizational restructuring at the national level. Now I am co-editor of *Biased Opinions*.

My mother was the person who taught me to sew. I was 5 or 6 when she had me threading needles. Then I “moved up” to hand embroidering stamped designs. I don’t remember what I made, but I did learn new sewing skills. When I “moved up” to the sewing machine, I sewed on Mom’s Singer treadle machine. I loved that until I got my Bernina 1230 some 20 years ago.

I remember wearing a skirt made with the “brown bag” waist made with elastic. One day, in sixth grade, I came home for lunch. That day my Dad was there as well. I remember standing between Mom and Dad as they sat at the table, I had my hands in the patch pockets. Suddenly, the elastic let go and my skirt hit the floor! I was glad that I was at home when that happened.

I have been quilting for more than 45 years. For years, I made quilts for my nieces and nephews and the children of friends. I would draw or copy pictures on the white squares and put sashing between the blocks and put muslin on the back. Then I would “tie” the quilt. It’s been years since I tied a quilt. I averaged four quilts a year for many years. Now I’m working on perfecting my own method of “quilt as you go.” I’m amazed and delighted with this method that I can make a king sized bed quilt in just a few months rather than years.

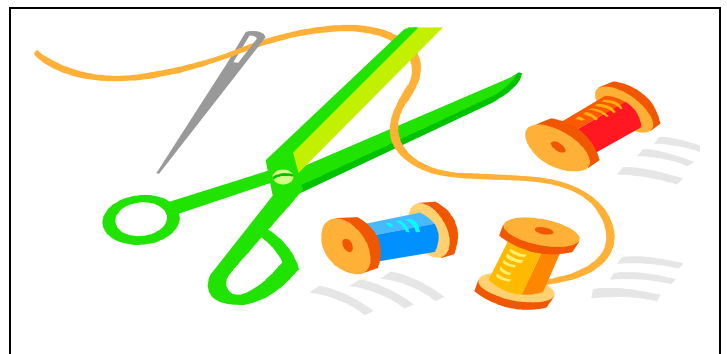
## Ruth Porter, Membership/Hospitality

I think I was born with a needle in my hand. The question is whether it was a sewing needle or a Christmas tree needle? You see, I was a Christmas Eve baby. Anyway, I can’t remember a time when I did not sew. First must have been doll clothes, 4 H (I won a few awards, too.), school clothes and of course a new Easter dress each year. One time, I bought a whole bolt (? yards) of flannel and made matching pajamas for my four brothers, my little sister and my Mom for Christmas. The trouble was that I ran short of fabric so one brother just got a night shirt.

After high school, I trained to be an x-ray technologist. When I got my first “real” job, the first thing I bought was a new car. Number two was my own new sewing machine. When I married, my sewing projects included home decorating, gifts for family and friends as well as shirts and ties for my new hubby. Next was sewing for the kids and of course there was (and is) always mending. Gramma sewing and quilting are my usual projects now.

For the last several years, I have been making lap quilts for cancer patients. These are distributed by my church. I also make red, white and blue quilts that go to the “wounded warriors” at Brooks Medical Center in Texas.

I grew up in Michigan, lived in Colorado and Connecticut before moving to New Mexico. Some years ago, Ruth May introduced me to ASG. That is how I found out that I’m not the only person who is “sew crazy.” My life is “sew” much more fun with all my many sewing pals.



### Pat Lauffenburger, Member-at-Large

It's 1954, graduating from nurse's training, a wedding in October, no money, and a desire for a white wedding dress! A plan was needed! One of my classmates had made her wedding dress the year before and encouraged me to try it. She said, "Just get a Vogue pattern and follow the printed instructions." So began my love for sewing!

I made my wedding dress (with many flaws that only I could see) and continued teaching myself to make clothes that I couldn't afford to buy.

In 1962, as President of the local Welcome Wagon, I met a remarkable woman, Helen Williams. She had recently relocated from Connecticut to the San Francisco area. She was a widow with a teen-aged daughter to support. She was a university trained couture sewing instructor and was opening a sewing school. I was first in line to be her student. She taught tailoring, hat making, purse making and glove making. Her classes were wonderful and very inspiring.

Since then I have designed and made everything from wedding dresses, suits (both men's and women's) children's clothes and crafts. I sew for myself, my family and friends. When Viking came out with an embroidery machine for the home sewer, I purchased one and embraced another aspect of sewing.

In 1998, I opened my own home sewing business, "The Crystal Thimble", doing all types of sewing, alterations and machine embroidery. I closed that business after my husband died in 2004, but continue to sew for family and friends.

I am a charter member of the Albuquerque Chapter of the American Sewing Guild and served in various positions on the board in our startup days. It has been a pleasure meeting others who have a love of sewing. I continue to help at Abbey Lane teaching classes and encouraging folks to come to our "Sew What Club" on the third Saturday of each month from 10-12. We share ideas, resolve sewing problems, and in general enjoy the love of sewing.

### Heather Briggs, Web Master

One of my early sewing experiences was the discovery that seam allowances are important. I decided that I needed some slippers. So I thought, "How hard can it be?" I just traced around my feet, cut two of each, and cut a hole for each foot to go through. I knew sewing right sides together mattered, but when I turned them right side out. Oh-My! They were way too small! Next time around, I added what I thought would be a good allowance. Now they were very big but I could put my feet in them and walk. So, I counted that as "Mission accomplished!" I haven't made slippers since then, but I do manage to keep myself busy with other projects.

I am currently on a mission to perfect a basic button down shirt with a collar stand and princess line. And of course I also have a couple quilts asking for my attention and a teenage daughter with lots of great ideas she would like me to sew for her. Thankfully, my husband and son have learned to cook and do laundry so they can eat and have clean socks.

Managing the ASG website is another one of my projects. When I volunteered to "figure something out" for the site, little did I know I would be jumping into a field that was so much fun. I have been taking a couple classes every semester at CNM, and this spring I will receive my certificate of web technology. To think it all started by volunteering to fill a guild need. So, I can recommend volunteering for something. You never know what great things you'll discover!

## VILLAGE WOOLS

Cathlena Burr    Franzi Collins  
Meg McKenney    Linda DeBlois



505/883-2919    1/800/766-4553  
fiber addiction specialists  
5916 Anaheim Ave NE, Albuquerque, NM 87113  
[www.villagewools.com](http://www.villagewools.com)

[Ginny Cavalluzzo, Newsletter Editor/Sunshine Committee](#)

Sewing and all forms of needlework have been imprinted in my DNA. As far back as I can remember, I was designing, sewing and doing a variety of needlework projects. My mother was a remarkable and talented lady. She taught me to sew and to do many other types of needlework.

As a child, I spent hours designing and making clothes for my paper dolls and my other dolls. Mom taught me how to measure, cut, fit and sew these tiny garments. I learned to browse magazine and newspaper ads to see the fashions of the day. Mom helped me learn to look at the design elements and color combinations that were featured. Mom made most of my clothes and by the time I was in sixth grade, I began to make simple garments on my own with her guidance. As I got older, with Mom's help, I made more and more of my own special occasion clothes. From 6<sup>th</sup> through 8<sup>th</sup> grades, sewing was a required class. After I finished college, I took classes in tailoring and couture dressmaking in the evenings. These classes opened a whole new world of garment making for me. I could now design and create high fashion garments for myself at a fraction of the cost of the readymade equivalents. I enjoyed sewing for family and friends as well.

Soon after retiring in 1994, I opened my own home sewing business, "Sew Flattering." I specialized in couture dress making for women as well as bridal and formal gowns. I also restored some antique garments and needlework (needlepoint and quilt blocks) pieces. I closed my business several years ago when my arthritis made it too difficult to work with ease and speed. Now I sew and create for myself, family and friends.

I love designing as well as embellishing garments and accessories. In addition to enjoying hand stitchery, I enjoy using my embroidery machine. It provides another dimension to the hand needlework that I find so satisfying.

As a charter member of our guild, I have found a wonderful camaraderie with other sewers.

Happy Holidays

The Index from the Home Page of the National ASG web site is noted below. It contains a wealth of information. Have fun exploring [www.asg.org](http://www.asg.org).

### **About Us**

[History of ASG](#)  
[Organizational Structure](#)  
[ASG in the News](#)  
[Donate to ASG](#)  
[Find Us on Facebook](#)  
[FAQ About ASG](#)

### **Membership**

[Become a Member](#)  
[Chapter Locations](#)  
[Membership Benefits](#)  
[Renew Your Membership](#)

### **Information**

[Annual Conference](#)  
[Chapter Awards](#)  
[Chapter Events](#)  
[Community Service](#)  
[Contests](#)  
[Links](#)  
[Notions Magazine](#)  
[Sew Much Fun Tours](#)  
[Sewing Hall of Fame](#)  
[Shop the ASG Store](#)  
[Contact Us](#)

### **MEMBERS ONLY**

[Members Log-In](#)  
[Change Email or Address](#)  
[Chapter Newsletters](#)  
[Chat Room](#)  
[Special Offers](#)  
[Members Only](#)

### **LEADERSHIP ONLY**

[Leadership Login](#)

## Ask Thimbelina

Dear Thimbelina,  
Why are seam allowances so different? I'm confused.  
KM

Dear KM,  
Once upon a time, we had standards for everything, including seam allowances. For garment construction, patterns produced by the large American companies such as Vogue, McCall, and Butterick, the  $\frac{3}{8}$ " seam allowance is the standard. In today's market, there are many small independent designers and pattern companies that use a  $\frac{3}{8}$ " seam allowance. European patterns also tend to use a  $\frac{3}{8}$ " seam allowance as their standard. The seam allowance for serged garments and quilting projects is usually  $\frac{1}{4}$ ". If you are working with seams that are cut on a bias you will want 1" seam allowances. This will enable the garment to drape properly when completed.

No matter what you are creating, it is best to read the directions carefully for each pattern to know what seam allowance has been established for that pattern.

Good sewing,  
Thimbelina

## FOR SALE

Pat Lauffenburger has upgraded to the latest model of the Baby Lock serger and would like to sell her **Baby Lock Imagine – 4 thread serger with automatic threading.**

MSRP price is \$2499.00  
Abbey Lane's price is \$1600.00

**Pat is asking \$800.00 Call her at 884-8226**

## ASG National Community Service Project

This year, all ASG Chapters are asked to participate in making "Painted Turtle Pillows". The pillows are for the Painted Turtle Camp which is the sixth addition to the Paul Newman's family of *Hole in the Wall Camps* for seriously ill children. To learn more about the Painted Turtle visit [www.paintedturtle.org](http://www.paintedturtle.org)

The completed unstuffed pillows from our chapter are to be given to Jane Casey. She will package and send them to Peggy Campbell, the national Turtle Pillow Project Chair. The complete pillows are due prior to the national ASG conference.

Contact any of our CAB members to obtain a pattern and instructions for making these pillows. Help make a child happy!

## Albuquerque Chapter ASG Service Project

This year, we are again making and filling **Christmas stockings for the children at the Christina Kent Early Childhood Center.** The kits for sewing the stockings were distributed at the November meeting.

We will be making and filling 65 stockings for children between the ages of 2–5 years. The Board has budgeted money to purchase items to fill the stockings. However, if you wish to contribute items for the stockings DO NOT give any food items.

Please bring the finished stockings to the December meeting. If you complete the stockings before the meeting or have items to put in them, you can drop them off at Abbey Lane's, Ryan's or Ann Silva's. Donna Jo will collect the items from Ann Silva's and Ginny will collect the items from Abbey Lane's and Ryan's.

If you have any questions, contact Ginny by phone (293-2885) or E-mail: [Ginnyac@comcast.net](mailto:Ginnyac@comcast.net)

## Kudos

Congratulations to all who entered creations in the 2010 NM State Fair Creative Arts Division exhibition and contests. There were many wonderful examples of creativity and excellent stitching. Members of our Albuquerque Chapter of the ASG were well represented in the exhibit area as well as in the Opening Day Sewing contests.

Jane Casey\* narrated the Opening Day Fashion Show and presented a glowing commentary about each costume. All of the garments were lovely. All entries were judged for construction and style. First, second and third place ribbons were presented in each of the categories designated by Expo New Mexico. They were as follows:

Construction	Style
Children's Wear	
1 <sup>st</sup> Diane Carman	1 <sup>st</sup> Kristy Fink*
2 <sup>nd</sup> Kristy Fink*	2 <sup>nd</sup> Diane Carman
Sports Wear/Casual	
1 <sup>st</sup> (none)	1 <sup>st</sup> Kathy Morris
2 <sup>nd</sup> Kathy Morris	2 <sup>nd</sup> Judith Dyers
3 <sup>rd</sup> Judith Dyers	3 <sup>rd</sup> (none)
Best Wear	
1 <sup>st</sup> Paula Kavanagh	1 <sup>st</sup> Deborah Dickey*
2 <sup>nd</sup> Virginia Cavalluzzo*	2 <sup>nd</sup> Virginia Cavalluzzo*
3 <sup>rd</sup> Deborah Dickey*	3 <sup>rd</sup> Paula Kavanagh
Outfit	
1 <sup>st</sup> Sally Rosenheim	1 <sup>st</sup> Jane Brill*
2 <sup>nd</sup> Yolanda Fastle*	2 <sup>nd</sup> Yolanda Fastle*
3 <sup>rd</sup> Jane Brill*	3 <sup>rd</sup> Sally Rosenheim
Made by Junior 12 and Under	
Casual/Sport	
1 <sup>st</sup> (none)	1 <sup>st</sup> Cara N. Sanchez
2 <sup>nd</sup> Dereck C. Sanchez	2 <sup>nd</sup> Dereck C. Sanchez
3 <sup>rd</sup> Cara N. Sanchez	3 <sup>rd</sup> (none)
Best Wear	
1 <sup>st</sup> Sterling Lovesee	1 <sup>st</sup> Taryn Roe
2 <sup>nd</sup> Taryn Roe	2 <sup>nd</sup> Sterling Lovesee

## Made by Junior 13-17

### Best Wear

1<sup>st</sup> Sky Reid

1<sup>st</sup> Sky Reid

\*Albuquerque Chapter ASG Member

Deborah Dickey received the Expo NM 1<sup>st</sup> place purple rosette ribbon for Best of Show, a \$200 gift card from Ann Silva's Bernina, \$100 and a one year membership to the American Sewing Guild from the Albuquerque Chapter of the ASG. Deborah also received the 1<sup>st</sup> place purple rosette ribbon for Best Style and a \$100 gift card from Ann Silva's Bernina.

Sky Reid received the Expo NM 1<sup>st</sup> place purple rosette ribbon for Best Junior Entry, a \$100 gift card from Ann Silva's Bernina and \$75 from the Albuquerque Chapter of the ASG.

Sally Rosenheim received the Expo NM 1<sup>st</sup> place purple rosette ribbon for Best Construction.

The young sewers who received awards are an inspiration to all who love to create with needle and thread.


Sky Reid's award winning garment is a reversible dress and bloomers that she wears when she goes dancing with her dad. Sky has taught herself to sew and enjoyed the challenge of creating a reversible garment.

Taryn Roe is still in elementary school and has been sewing for at least a year. She took on the challenge of sewing with a plaid fabric. In addition to the plaid outfit, Taryn designed and made a shrug for herself. She likes to add designer touches, such as beads, to all she sews.


CONGRATULATIONS TO ALL.

Friendships, camaraderie, and networking with other enthusiastic creative women are just a few of the benefits of membership in the American Sewing Guild.


## Renew your Membership/Recruit a New Member

<b>American Sewing Guild</b> <b>CHAPTER MEMBERSHIP FORM</b>		<input type="checkbox"/> <b>New Chapter Member</b> - \$50.00 Chapter nearest you (City/State): _____
Name _____ Address _____ City _____ State _____ Zip _____ Phone (____) _____ Date _____ E-mail _____		<input type="checkbox"/> <b>Renewal</b> - \$45.00 (If received <b>before</b> expiration date) <input type="checkbox"/> <b>Late Renewal</b> - \$50.00 (If received <b>after</b> expiration date)
 Return to: <b>The American Sewing Guild</b> 9660 Hillcroft, Suite 510, Houston, TX 77096 PH: (713) 729-3000 • FAX (713) 721-9230 Email: info@asg.org • Website: www.asg.org		<b>How did you hear about ASG?</b> <input type="checkbox"/> Online <input type="checkbox"/> ASG Member <input type="checkbox"/> Store <input type="checkbox"/> Sewing Expo <input type="checkbox"/> Magazine _____ <input type="checkbox"/> Other _____
(Please allow 4-6 weeks for processing)		<input type="checkbox"/> Check enclosed payable to: <b>"American Sewing Guild"</b>
		<input type="checkbox"/> Please bill my <b>MasterCard / VISA</b> (Circle one)
		_____ Account Number <span style="float: right;">Expiration Date</span>
		_____ Signature

Threads Magazine Subscription Form					
Albuquerque Chapter ASG					
Circle your selection:					
Years	ASG Price	Regular Price	Renewal?	Y	N
1	\$26.36	\$32.95			
2	43.96	54.95			
3	63.16	78.95			
Name & Address:					
_____					
_____					
_____					
Make checks payable to:  Becky Arnold P.O. Box 393 Cedar Crest, NM 87008		Also available:	1 Year	2 Years	3 Years
		Fine Cooking	\$23.96	\$39.96	\$55.96
		Fine Gardening	\$23.96	\$39.96	\$55.96
		Fine Woodworking	\$27.96	\$47.96	\$67.16
		Fine Homebuilding	\$30.36	\$52.76	\$75.16
		Inspired House	\$30.36	\$52.76	\$75.16



**QUILTS OLÉ** SANDRA EICHENBERG  
*Owner*  
 3923 CORRALES ROAD  
 CORRALES, NM 87048  
 505-890-9416  
 505-890-9451 FAX  
 SANDRA@QUILTSOLE.COM  
 WWW.QUILTSOLE.COM



**Hip Stitch**  
 Albuquerque's premier  
 sewing lounge  
 www.hipstitchabq.com  
 7001 San Antonio NE,  
 Suite F  
 Albuquerque, NM 87109  
 505-821-2SEW  
 hipstitchabq@yahoo.com

**Albuquerque ASG Newsletter Publishing Schedule 2011-2012**

Feb.- Mar. 2011 **Deadline** for items to be included **Jan. 15**. **Publish** at the beginning of **February**

April-May 2011 **Deadline** for items to be included **March 15**. **Publish** at the beginning of **April**

June-July-Aug. 2011) **Deadline** for items to be included **May 21**. **Publish** at the beginning of **June**

Sept.-Oct.-Nov. 2011 **Deadline** for items to be included **August 15**. **Publish** at the beginning of **September**

Dec. 2011-Jan. 2012 **Deadline** for items to be included **Nov. 19**. **Publish** at the beginning of **December**

Send all information to be included in the **Biased Opinions** to Ginny Cavalluzzo at [ginnyac@comcast.net](mailto:ginnyac@comcast.net) or Ruth May at [rwmay2000@yahoo.com](mailto:rwmay2000@yahoo.com).


**Local Advertisers**

Our local advertisers are generous and offer specials to our members. Let them know that you appreciate their support when you are shopping or taking classes at their stores.

**Advertising Rates**

Full Page: 1 Quarter Yr. \$75 – Full Yr. \$300  
 Half Page: 1 Quarter Yr. \$60 – Full Yr. \$200  
 Quarter Page: 1 Quarter Yr. \$50 – Full Yr. \$100  
 Business Card: 1 Quarter Yr. \$15 – Full Yr. \$60

A 10% discount is given for ads paid for a year in advance.



**Lavender Lamb**  
 Fiber, yarn, ribbons and such  
 3923 Corrales Road  
 P.O. Box 3838  
 Corrales, NM 87048  
 505-890-9416  
 lavenderlamb@mail.com

# Holiday Special



**SAVE 25%**  
Thread, Notions and  
Embroidery Designs

Must Present Coupon to Receive Discount  
Not Good With Any other Offer  
Expires 12-31-10

9500 Montgomery Blvd NE #6 SW  
Corner at Eubank Next to Marshalls  
(505) 237-8000  
Visit our website at [www.ryansewvac.com](http://www.ryansewvac.com)



**RYAN'S**  
*Quality Products and Service*  
**SEWING & VACUUM CENTER**

See [AbbeyLaneOnline.com](http://AbbeyLaneOnline.com)  
or receive our e-mails for:

- Holiday specials on machines, software and new product: Tailormade sewing cabinets!
- Block of the Month
- Classes in our expanded classroom

New Models of Vacuums  
Exceptional vacuum values

Integrity-Quality-Service

*Abbey Lane*  
**VACUUM & SEWING**

9800 Montgomery at Eubank behind Pelican's  
323-4465, [AbbeyLaneOnline.com](http://AbbeyLaneOnline.com)

Ann Silva's  
**BERNINA<sup>+</sup> & baby lock** 3101 Menaul Blvd. NE  
Abuquerque, NM 87107  
505-881-5253  
[www.annsila.com](http://www.annsila.com)  
Sewing Center

Upcoming Events:

- Family Days to Shop December 4, 11, 18
  - Jan 8: Open House
  - Jan : Gail Garber
  - Feb: Linda McGehee

**baby lock BERNINA<sup>+</sup>**



Welcome to the

**JANOME**

# Memory Craft 11000 Special Edition

*Featuring AcuFil™ Quilting!*



**Sewing, Embroidery, Quilting,  
The 11000 does it all!**

**Only \$7999!**

**FREE!** your choice of sewing cabinets  
from our in-stock selection



## *Tin Lizzie 18LS*

*Your Affordable Longarm Quilter*

*Included with your Tin Lizzie 18LS*

- 18 inch Arm
- Stitch Regulator
- Extra Large Bobbin
- Built In Bobbin Winder
- Template Board
- Pantographs & Laser
- Large Frame
- Adjustable Lamp
- Hopping Foot • And More!

**Save \$1000 off MSRP**

**FREE** delivery within 100 miles of the Albuquerque metro area

**3551 Highway 528**  
West of Corrales Center  
**897-9782**



**Sewing & Vacuum Centers**

**1641 Eubank, NE**  
**294-6155**

**Special Pricing • Trade-Ins Accepted • FREE Unlimited Lessons**



Beads • Findings • Classes • Gifts

*The  
Beaded  
Iris*

299-1856 • Fax 299-7105  
1512-F Wyoming Blvd NE (N of I-40 at Constitution)  
Albuquerque, NM 87112  
www.thebeadediris.com



**SOUTHWEST  
DECORATIVES**  
and  
**Kokopelli**  
Quilting Company

**Mary-Jo McCarthy**  
Owner

5711 Carmel Ave. NE, Suite B  
Albuquerque, NM 87113

(505) 821-7400 (800) 530-8995  
fax (505) 821-6556  
swdecoratives.com

*Make It Southwest Style!*